












## Desired Outcomes for Children

There will be improved functioning in children and their families whose functioning is impaired by developmental disabilities or a mental/emotional condition.		
Children will experience:	Goal	2009 outcome
<b>Improved functioning</b>	<ol style="list-style-type: none"> <li>Children served will demonstrate significant progress on validated scales measuring functioning</li> <li>Children served and their families will indicate the child has improved ability to handle daily life and cope with difficulties</li> <li>Children with a history of admission to psychiatric hospitals will demonstrate a decreased need for these intensive and disruptive services</li> </ol>	<ol style="list-style-type: none"> <li> In past 5 years 84% of youth demonstrated significant improvement ; and in 2008 88% of youth discharged from services demonstrated significant improvements (more than 20 pts on CAFAS)</li> <li> 76% agreed or strongly agreed that the child had improved ability to handle daily life vs. 63% of national sample; 75% agreed or strongly agreed that the child had improved ability to cope with difficulties vs. 53% of national sample</li> <li> 100% of youth discharged from services remained out of psychiatric inpatient for 6 months post discharge; and in past 2 years score in “most favorable” category in national benchmarking report of children hospitalized per capita</li> </ol>
<b>Improved school performance</b>	<ol style="list-style-type: none"> <li>Children served in intensive programs will demonstrate improvement in grades and school attendance according to school records</li> <li>Families of children served will indicate improved school performance.</li> </ol>	<ol style="list-style-type: none"> <li> 66% of children served in intensive programs demonstrated improvement in grades or maintained grades above B average; 84% of children served in intensive programs demonstrated improvement in school attendance or maintained adequate attendance; 75% of children served in intensive programs who had unexcused school absences improved (decreased unexcused absences)</li> <li> 70% agreed or strongly agreed that school performance was improved vs. 58% of national sample</li> </ol>

## Desired Outcomes for Children

There will be improved functioning in children and their families whose functioning is impaired by developmental disabilities or a mental/emotional condition.		
Children will experience:	Goal	2009 outcome
<b>Improved participation in their community</b>	<ol style="list-style-type: none"> <li>1. Children served will live in community based living arrangements</li> <li>2. Children served will have fewer petitions to court</li> <li>3. Families and children served will indicate that they get along better with friends and other people</li> <li>4. Children served in intensive programs will increase the number of community activities in which they participate</li> </ol>	<ol style="list-style-type: none"> <li>1.  91% of children most at risk of removal from community based living arrangements have stayed in community based living arrangements</li> <li>2.  For children with prior court involvement, 78% had no new petitions to court.</li> <li>3.  77% agreed or strongly agreed that the child gets along better with friends and other people vs. 63% of national sample</li> <li>4.  80% increased community participation, 21% maintained same level of participation and 2% decreased participation</li> </ol>
<b>Improved overall family functioning</b>	<ol style="list-style-type: none"> <li>1. Families and children served will indicate improvement in getting along with family members and satisfaction with family life</li> <li>2. Families served in intensive services will have fewer substantiated abuse and neglect issues. (Child Protective Services =CPS)</li> </ol>	<ol style="list-style-type: none"> <li>1.  79% agreed or strongly agreed the child got along better with family vs. 62% of national sample; and 73% agreed or strongly agreed they were more satisfied with family life vs. 60% of national sample</li> <li>2.  83% of families had no CPS referrals once CMH services began; and of those families involved with CPS when began CMH services, 67% were subsequently closed to CPS</li> </ol>